


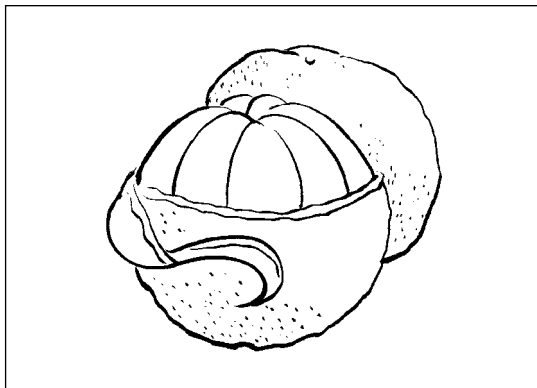




# Station 2

## Obst und Gemüse 1



## Arbeitsbogen I b



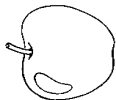


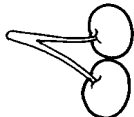
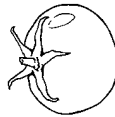
# Station 2

## Obst und Gemüse 4 – Erntezeit



## Arbeitsbogen I

Wann kannst du das Obst und Gemüse bei uns ernten? Kreuze an.

	Januar	Februar	März	April	Mai	Juni	Juli	August	September	Oktober	November	Dezember
<b>Apfel</b> 												
<b>Birne</b> 												
<b>Erdbeeren</b> 												
<b>Kirschen</b> 												
<b>Tomate</b> 												


# Station 3

## Milch und Milchprodukte


## Arbeitsbogen III




Welche Tiere geben Milch? Kreise ein.




Hund



Kuh




Huhn




Katze




Ziege



Schaf




Schwein




Büffel




Was besteht aus Milch? Kreise ein



Käse



Erdbeere



Milch




Schwarzbrot



Speisequark




Orangensaft



Sahne



Joghurt



Butter

\* Schneide aus Prospekten alle Milchprodukte aus und erstelle ein Plakat.